

# High Bun Tutorial

Your Student's hair will be a high bun (Ballet Bun).

Tutorials using bun formers/donuts for best results can be found at:

<https://www.youtube.com/watch?v=oxeGrDZRB58> - how to use bun donut

[https://www.youtube.com/watch?v=LigX\\_4BMbgs](https://www.youtube.com/watch?v=LigX_4BMbgs) - Best Ballet Bun

<http://mikhila.com/ballerina-bun-for-short-hair/> - Short Hair



[www.remingtonproducts.com](http://www.remingtonproducts.com)



**For best results pick up regular size or mini bun formers (donuts).  
They can be found at Claire's/icing in the mall!**



# High Pigtail Bun Tutorial

**Your student's hair will be two high buns (space buns).**

**Tutorials using bun formers/donuts for best results can be found at:**

**<https://www.youtube.com/watch?v=oxeGrDZRB58>** - how to use bun donut

**<http://mikhila.com/ballerina-bun-for-short-hair/>** - Short Hair



**For best results pick up mini bun formers (donuts). They can be found at Claire's/icing in the mall!**






# Pigtails Tutorial

**Your student's hair will be high or low pigtails.**

**Separate hair at the center part.**

**After deciding the placement of the first side, try to match second side.**

*Using references such as behind the ear, 3 finger widths...etc. will help in matching the other side.*



# Low Bun Tutorial

Your Student's hair will be a low bun (Ballet Bun).

Tutorials using bun formers/donuts for best results can be found at:

<https://www.youtube.com/watch?v=oxeGrDZRB58> - how to use bun donut

[https://www.youtube.com/watch?v=LigX\\_4BMbgs](https://www.youtube.com/watch?v=LigX_4BMbgs) - Best Ballet Bun

<http://mikhila.com/ballerina-bun-for-short-hair/> - Short Hair



For best results pick up regular size and mini bun formers (donuts).  
They can be found at Claire's/icing in the mall!






# High Ponytail Tutorial

**Your student's hair will be a high ponytail.**

**Pull hair into smooth ponytail slowly raising up to the crown or just above.**



# Side Bun Tutorial


Your Student's hair will be a high or low side bun (Ballet Bun).

Tutorials using bun formers/donuts for best results can be found at:

<https://www.youtube.com/watch?v=oxeGrDZRB58> - how to use bun donut

[https://www.youtube.com/watch?v=LigX\\_4BMbgs](https://www.youtube.com/watch?v=LigX_4BMbgs) - Best Ballet Bun

<http://mikhila.com/ballerina-bun-for-short-hair/> - Short Hair



For best results pick up regular size and mini bun formers (donuts).  
They can be found at Claire's/icing in the mall!





# Pigtail braids Tutorial

**Your Students hair will be in Pigtail braids!**

**Feel free to choose the option that works best with your students hair.**



**Pigtail Braid Tutorial:**

[https://www.youtube.com/watch?v=\\_NG3ux8tsp8&t=107s](https://www.youtube.com/watch?v=_NG3ux8tsp8&t=107s)

**Pigtail French Braid Tutorial:**

<https://www.youtube.com/watch?v=CPE1ktvWXsY&t=181s>



# Side Ponytail Tutorial





# Upper Level Hair Pictures

